

FORM NO. MGT-7

[Pursuant to sub-Section(1) of section 92 of the Companies Act, 2013 and sub-rule (1) of rule 11of the Companies (Management and Administration) Rules, 2014]



Annual Return

Form language ☒ English ☐ Hindi

Refer the instruction kit for filing the form.

I. REGISTRATION AND OTHER DETAILS

(i) * Corporate Identification Number (CIN) of the company

U24230MP2015PTC034576

Pre-fill

Global Location Number (GLN) of the company

* Permanent Account Number (PAN) of the company

AAGCB3949J

(ii) (a) Name of the company

BIO MEDICA LABORATORIES PI

(b) Registered office address

PLOT-254, SECTOR-F
SANWER ROAD
INDORE
Indore
Madhya Pradesh
452015

(c) *e-mail ID of the company

bmlpl2014@gmail.com

(d) *Telephone number with STD code

7869595951

(e) Website

(iii) Date of Incorporation

14/08/2015

(iv)	Type of the Company	Category of the Company	Sub-category of the Company
	Private Company	Company limited by shares	Indian Non-Government company

(v) Whether company is having share capital

☒ Yes ☐ No

(vi) *Whether shares listed on recognized Stock Exchange(s)

☐ Yes ☒ No

(vii) *Financial year From date 01/04/2019 (DD/MM/YYYY) To date 31/03/2020 (DD/MM/YYYY)

(viii) *Whether Annual general meeting (AGM) held ☒ Yes ☐ No

(a) If yes, date of AGM 29/12/2020

(b) Due date of AGM 29/12/2020

(c) Whether any extension for AGM granted ☐ Yes ☒ No

II. PRINCIPAL BUSINESS ACTIVITIES OF THE COMPANY

*Number of business activities 1

S.No	Main Activity group code	Description of Main Activity group	Business Activity Code	Description of Business Activity	% of turnover of the company
1	C	Manufacturing	C6	Chemical and chemical products, pharmaceuticals, medicinal chemical and	100

III. PARTICULARS OF HOLDING, SUBSIDIARY AND ASSOCIATE COMPANIES (INCLUDING JOINT VENTURES)

*No. of Companies for which information is to be given 0

Pre-fill All

S.No	Name of the company	CIN / FCRN	Holding/ Subsidiary/Associate/ Joint Venture	% of shares held
1				

IV. SHARE CAPITAL, DEBENTURES AND OTHER SECURITIES OF THE COMPANY

(i) *SHARE CAPITAL

(a) Equity share capital

Particulars	Authorised capital	Issued capital	Subscribed capital	Paid up capital
Total number of equity shares	100,000	100,000	100,000	100,000
Total amount of equity shares (in Rupees)	1,000,000	1,000,000	1,000,000	1,000,000

Number of classes

1

Class of Shares	Authorised capital	Issued capital	Subscribed capital	Paid up capital
Number of equity shares	100,000	100,000	100,000	100,000

Nominal value per share (in rupees)	10	10	10	10
Total amount of equity shares (in rupees)	1,000,000	1,000,000	1,000,000	1,000,000

(b) Preference share capital

Particulars	Authorised capital	Issued capital	Subscribed capital	Paid-up capital
Total number of preference shares	0	0	0	0
Total amount of preference shares (in rupees)	0	0	0	0

Number of classes

0

Class of shares	Authorised capital	Issued capital	Subscribed capital	Paid up capital
Number of preference shares				
Nominal value per share (in rupees)				
Total amount of preference shares (in rupees)				

(c) Unclassified share capital

Particulars	Authorised Capital
Total amount of unclassified shares	0

(d) Break-up of paid-up share capital

Class of shares	Number of shares	Total nominal amount	Total Paid-up amount	Total premium
Equity shares				
At the beginning of the year	100,000	1,000,000	1,000,000	
Increase during the year	0	0	0	0
i. Public Issues	0	0	0	0
ii. Rights issue	0	0	0	0
iii. Bonus issue	0	0	0	0
iv. Private Placement/ Preferential allotment	0	0	0	0
v. ESOPs	0	0	0	0
vi. Sweat equity shares allotted	0	0	0	0
vii. Conversion of Preference share	0	0	0	0

viii. Conversion of Debentures	0	0	0	0
ix. GDRs/ADRs	0	0	0	0
x. Others, specify <div></div>				
Decrease during the year	0	0	0	0
i. Buy-back of shares	0	0	0	0
ii. Shares forfeited	0	0	0	0
iii. Reduction of share capital	0	0	0	0
iv. Others, specify <div></div>				
At the end of the year	100,000	1,000,000	1,000,000	
Preference shares				
At the beginning of the year	0	0	0	
Increase during the year	0	0	0	0
i. Issues of shares	0	0	0	0
ii. Re-issue of forfeited shares	0	0	0	0
iii. Others, specify <div></div>				
Decrease during the year	0	0	0	0
i. Redemption of shares	0	0	0	0
ii. Shares forfeited	0	0	0	0
iii. Reduction of share capital	0	0	0	0
iv. Others, specify <div></div>				
At the end of the year	0	0	0	

(ii) Details of stock split/consolidation during the year (for each class of shares)

0

Class of shares		(i)	(ii)	(iii)
Before split / Consolidation	Number of shares			
	Face value per share			
After split / Consolidation	Number of shares			
	Face value per share			

(iii) Details of shares/Debentures Transfers since closure date of last financial year (or in the case of the first return at any time since the incorporation of the company) *

☒ Nil

[Details being provided in a CD/Digital Media]

☐

Yes

☐

No

☐

Not Applicable

Separate sheet attached for details of transfers

☐

Yes

☐

No

Note: In case list of transfer exceeds 10, option for submission as a separate sheet attachment or submission in a CD/Digital Media may be shown.

Date of the previous annual general meeting								
Date of registration of transfer (Date Month Year)								
Type of transfer				1 - Equity, 2- Preference Shares, 3 - Debentures, 4 - Stock				
Number of Shares/ Debentures/ Units Transferred					Amount per Share/ Debenture/Unit (in Rs.)			
Ledger Folio of Transferor								
Transferor's Name								
		Surname		middle name		first name		
Ledger Folio of Transferee								
Transferee's Name								
		Surname		middle name		first name		

Date of registration of transfer (Date Month Year) <input type="text"/>			
Type of transfer	<input type="text"/>	1 - Equity, 2- Preference Shares,3 - Debentures, 4 - Stock	
Number of Shares/ Debentures/ Units Transferred	<input type="text"/>	Amount per Share/ Debenture/Unit (in Rs.)	<input type="text"/>
Ledger Folio of Transferor		<input type="text"/>	
Transferor's Name	<input type="text"/>	<input type="text"/>	<input type="text"/>
	Surname	middle name	first name
Ledger Folio of Transferee		<input type="text"/>	
Transferee's Name	<input type="text"/>	<input type="text"/>	<input type="text"/>
	Surname	middle name	first name

(iv) *Indebtedness including debentures (Outstanding as at the end of financial year)

Particulars	Number of units	Nominal value per unit	Total value
Non-convertible debentures	0	0	0
Partly convertible debentures	0	0	0
Fully convertible debentures	0	0	0
Secured Loans (including interest outstanding/accrued but not due for payment) excluding deposits			17,682,700
Unsecured Loans (including interest outstanding/accrued but not due for payment) excluding deposits			23,290,897
Deposit			0
Total			40,973,597

Details of debentures

Class of debentures	Outstanding as at the beginning of the year	Increase during the year	Decrease during the year	Outstanding as at the end of the year
Non-convertible debentures	0	0	0	0
Partly convertible debentures	0	0	0	0
Fully convertible debentures	0	0	0	0

(v) Securities (other than shares and debentures)

0

Type of Securities	Number of Securities	Nominal Value of each Unit	Total Nominal Value	Paid up Value of each Unit	Total Paid up Value
Total					

V. *Turnover and net worth of the company (as defined in the Companies Act, 2013)**(i) Turnover**

108,063,497

(ii) Net worth of the Company

13,252,921

VI. (a) *SHARE HOLDING PATTERN - Promoters

S. No.	Category	Equity	Preference
--------	----------	--------	------------

		Number of shares	Percentage	Number of shares	Percentage
1.	Individual/Hindu Undivided Family				
	(i) Indian	100,000	100	0	
	(ii) Non-resident Indian (NRI)	0	0	0	
	(iii) Foreign national (other than NRI)	0	0	0	
2.	Government				
	(i) Central Government	0	0	0	
	(ii) State Government	0	0	0	
	(iii) Government companies	0	0	0	
3.	Insurance companies	0	0	0	
4.	Banks	0	0	0	
5.	Financial institutions	0	0	0	
6.	Foreign institutional investors	0	0	0	
7.	Mutual funds	0	0	0	
8.	Venture capital	0	0	0	
9.	Body corporate (not mentioned above)	0	0	0	
10.	Others	0	0	0	
	Total	100,000	100	0	0

Total number of shareholders (promoters)

2

(b) *SHARE HOLDING PATTERN - Public/Other than promoters

S. No.	Category	Equity		Preference	
		Number of shares	Percentage	Number of shares	Percentage
1.	Individual/Hindu Undivided Family				
	(i) Indian	0	0	0	
	(ii) Non-resident Indian (NRI)	0	0	0	
	(iii) Foreign national (other than NRI)	0	0	0	

2.	Government				
	(i) Central Government	0	0	0	
	(ii) State Government	0	0	0	
	(iii) Government companies	0	0	0	
3.	Insurance companies	0	0	0	
4.	Banks	0	0	0	
5.	Financial institutions	0	0	0	
6.	Foreign institutional investors	0	0	0	
7.	Mutual funds	0	0	0	
8.	Venture capital	0	0	0	
9.	Body corporate (not mentioned above)	0	0	0	
10.	Others	0	0	0	
	Total	0	0	0	0

Total number of shareholders (other than promoters)

0

**Total number of shareholders (Promoters+Public/
Other than promoters)**

2

**VII. *NUMBER OF PROMOTERS, MEMBERS, DEBENTURE HOLDERS
(Details, Promoters, Members (other than promoters), Debenture holders)**

Details	At the beginning of the year	At the end of the year
Promoters	2	2
Members (other than promoters)	0	0
Debenture holders	0	0

VIII. DETAILS OF DIRECTORS AND KEY MANAGERIAL PERSONNEL

(A) *Composition of Board of Directors

Category	Number of directors at the beginning of the year		Number of directors at the end of the year		Percentage of shares held by directors as at the end of year	
	Executive	Non-executive	Executive	Non-executive	Executive	Non-executive

A. Promoter	2	0	2	0	100	0
B. Non-Promoter	0	0	0	0	0	0
(i) Non-Independent	0	0	0	0	0	0
(ii) Independent	0	0	0	0	0	0
C. Nominee Directors representing	0	0	0	0	0	0
(i) Banks & FIs	0	0	0	0	0	0
(ii) Investing institutions	0	0	0	0	0	0
(iii) Government	0	0	0	0	0	0
(iv) Small share holders	0	0	0	0	0	0
(v) Others	0	0	0	0	0	0
Total	2	0	2	0	100	0

Number of Directors and Key managerial personnel (who is not director) as on the financial year end date

2

(B) (i) *Details of directors and Key managerial personnel as on the closure of financial year

Name	DIN/PAN	Designation	Number of equity share(s) held	Date of cessation (after closure of financial year : If any)
MUKESH MEHTA	03187420	Director	50,000	
PRADEEP MEHTA	07254802	Director	50,000	

(ii) Particulars of change in director(s) and Key managerial personnel during the year

0

Name	DIN/PAN	Designation at the beginning / during the financial year	Date of appointment/ change in designation/ cessation	Nature of change (Appointment/ Change in designation/ Cessation)

IX. MEETINGS OF MEMBERS/CLASS OF MEMBERS/BOARD/COMMITTEES OF THE BOARD OF DIRECTORS

A. MEMBERS/CLASS /REQUISITIONED/NCLT/COURT CONVENED MEETINGS

Number of meetings held

0

Type of meeting	Date of meeting	Total Number of Members entitled to attend meeting	Attendance	
			Number of members attended	% of total shareholding

B. BOARD MEETINGS

*Number of meetings held

6

S. No.	Date of meeting	Total Number of directors associated as on the date of meeting	Attendance	
			Number of directors attended	% of attendance
1	13/06/2019	2	2	100
2	22/08/2019	2	2	100
3	18/10/2019	2	2	100
4	19/12/2019	2	2	100
5	12/02/2020	2	2	100
6	31/03/2020	2	2	100

C. COMMITTEE MEETINGS

Number of meetings held

0

S. No.	Type of meeting	Date of meeting	Total Number of Members as on the date of the meeting	Attendance	
				Number of members attended	% of attendance
1					

D. *ATTENDANCE OF DIRECTORS

S. No.	Name of the director	Board Meetings			Committee Meetings			Whether attended AGM held on
		Number of Meetings which director was entitled to attend	Number of Meetings attended	% of attendance	Number of Meetings which director was entitled to attend	Number of Meetings attended	% of attendance	29/12/2020
								(Y/N/NA)
1	MUKESH MEH	6	6	100	0	0	0	Yes
2	PRADEEP ME	6	6	100	0	0	0	Yes

X. *REMUNERATION OF DIRECTORS AND KEY MANAGERIAL PERSONNEL☐ Nil

Number of Managing Director, Whole-time Directors and/or Manager whose remuneration details to be entered

2

S. No.	Name	Designation	Gross Salary	Commission	Stock Option/ Sweat equity	Others	Total Amount
1	MUKESH MEHTA	DIRECTOR	18	0	0	1.5	19.5
2	PRADEEP MEHTA	DIRECTOR	18	0	0	1.5	19.5
	Total		36	0	0	3	39

Number of CEO, CFO and Company secretary whose remuneration details to be entered

0

S. No.	Name	Designation	Gross Salary	Commission	Stock Option/ Sweat equity	Others	Total Amount
1							0
	Total						

Number of other directors whose remuneration details to be entered

0

S. No.	Name	Designation	Gross Salary	Commission	Stock Option/ Sweat equity	Others	Total Amount
1							0
	Total						

XI. MATTERS RELATED TO CERTIFICATION OF COMPLIANCES AND DISCLOSURES

* A. Whether the company has made compliances and disclosures in respect of applicable provisions of the Companies Act, 2013 during the year ☒ Yes ☐ No

B. If No, give reasons/observations

XII. PENALTY AND PUNISHMENT - DETAILS THEREOF(A) DETAILS OF PENALTIES / PUNISHMENT IMPOSED ON COMPANY/DIRECTORS /OFFICERS ☒ Nil

Name of the company/ directors/ officers	Name of the court/ concerned Authority	Date of Order	Name of the Act and section under which penalised / punished	Details of penalty/ punishment	Details of appeal (if any) including present status

(B) DETAILS OF COMPOUNDING OF OFFENCES ☒ Nil

Name of the company/ directors/ officers	Name of the court/ concerned Authority	Date of Order	Name of the Act and section under which offence committed	Particulars of offence	Amount of compounding (in Rupees)

XIII. Whether complete list of shareholders, debenture holders has been enclosed as an attachment

☒ Yes ☐ No

XIV. COMPLIANCE OF SUB-SECTION (2) OF SECTION 92, IN CASE OF LISTED COMPANIES

In case of a listed company or a company having paid up share capital of Ten Crore rupees or more or turnover of Fifty Crore rupees or more, details of company secretary in whole time practice certifying the annual return in Form MGT-8.

Name

Whether associate or fellow

☐ Associate ☐ Fellow

Certificate of practice number

I/We certify that:

- (a) The return states the facts, as they stood on the date of the closure of the financial year aforesaid correctly and adequately.
- (b) Unless otherwise expressly stated to the contrary elsewhere in this Return, the Company has complied with all the provisions of the Act during the financial year.
- (c) The company has not, since the date of the closure of the last financial year with reference to which the last return was submitted or in the case of a first return since the date of the incorporation of the company, issued any invitation to the public to subscribe for any securities of the company.
- (d) Where the annual return discloses the fact that the number of members, (except in case of a one person company), of the company exceeds two hundred, the excess consists wholly of persons who under second proviso to clause (ii) of sub-section (68) of section 2 of the Act are not to be included in reckoning the number of two hundred.

Declaration

I am Authorised by the Board of Directors of the company vide resolution no. ... dated

(DD/MM/YYYY) to sign this form and declare that all the requirements of the Companies Act, 2013 and the rules made thereunder in respect of the subject matter of this form and matters incidental thereto have been complied with. I further declare that:

- Whatever is stated in this form and in the attachments thereto is true, correct and complete and no information material to the subject matter of this form has been suppressed or concealed and is as per the original records maintained by the company.
- All the required attachments have been completely and legibly attached to this form.

Note: Attention is also drawn to the provisions of Section 447, section 448 and 449 of the Companies Act, 2013 which provide for punishment for fraud, punishment for false statement and punishment for false evidence respectively.

To be digitally signed by

Director

Mukesh Mehta
Digitally signed by Mukesh Mehta
Date: 2021.02.26 14:54:59 +05'30'

DIN of the director

03187420

To be digitally signed by

Aakruti Somani
Digitally signed by Aakruti Somani
Date: 2021.02.26 17:19:29 +05'30'

- ☐ Company Secretary
- ☒ Company secretary in practice

Membership number

Certificate of practice number

Attachments

1. List of share holders, debenture holders
2. Approval letter for extension of AGM;
3. Copy of MGT-8;
4. Optional Attachment(s), if any

Attach
Attach
Attach
Attach

List of attachments

LIST OF SHAREHOLDER BIO.pdf FORM MGT 9 BIO.pdf

[Remove attachment](#)

[Modify](#)

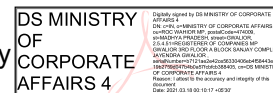
[Check Form](#)

[Prescrutiny](#)

[Submit](#)

This eForm has been taken on file maintained by the Registrar of Companies through electronic mode and on the basis of statement of correctness given by the company

Auto-approved By



FORM NO. MCT 9
EXTRACT OF ANNUAL RETURN
As on financial year ended on 31.03.2020

Pursuant to Section 92 (3) of the Companies Act, 2013 and rule 12(1) of the Company (Management & Administration) Rules, 2014.

I. REGISTRATION & OTHER DETAILS:		
1	CIN	U24230MP2015PTC034576
2	Registration Date	14TH AUGUST 2015
3	Name of the Company	BIO MEDICA LABORATORIES PRIVATE LIMITED
4	Category/Sub-category of the Company	COMPANY LIMITED BY SHARE INDIAN NON-GOVERNMENT COMPANY
5	Address of the Registered office & contact details	PLOT-254, SECTOR-F SANWER ROAD INDORE M.P. 452015
6	Whether listed company	NO
7	Name, Address & contact details of the Registrar & Transfer Agent, if any.	Not Applicable

II. PRINCIPAL BUSINESS ACTIVITIES OF THE COMPANY			
(All the business activities contributing 10 % or more of the total turnover of the company shall be stated)			
S. No.	Name and Description of main products / services	NIC Code of the Product/service	% to total turnover of the company
1	MANUFACTURE OF PHARMACEUTICALS, MEDICINE CHEMICAL	2100	100
	BOTANICAL PRODUCTS		
2			

III. PARTICULARS OF HOLDING, SUBSIDIARY AND ASSOCIATE COMPANIES					
SN	Name and address of the Company	CIN/GLN	Holding/ Subsidiary/ Associate	% of shares held	Applicable Section
1					
2					
3					

IV. SHARE HOLDING PATTERN									
(Equity share capital breakup as percentage of total equity)									

(i) Category-wise Share Holding									
Category of Shareholders	No. of Shares held at the beginning of the year (As on 01-April-2019)				No. of Shares held at the end of the year (As on 31-March-2020)				% Change during the year
	Demat	Physical	Total	% of Total Shares	Demat	Physical	Total	% of Total Shares	
A. Promoters									
(1) Indian									
a) Individual/ HUF		100,000	100,000	100.00%		100,000	100,000	100.00%	0.00%
b) Central Govt			-	0.00%			-	0.00%	0.00%
c) State Govt(s)			-	0.00%			-	0.00%	0.00%
d) Bodies Corp.			-	0.00%			-	0.00%	0.00%
e) Banks / FI			-	0.00%			-	0.00%	0.00%
f) Any other			-	0.00%			-	0.00%	0.00%
Sub Total (A) (1)	-	100,000	100,000	100.00%	-	100,000	100,000	100.00%	0.00%
(2) Foreign									
a) NRI Individuals			-	0.00%			-	0.00%	0.00%
b) Other Individuals			-	0.00%			-	0.00%	0.00%

For Bio-Medica Laboratories Pvt. Ltd.,
Hudesh
Director.

For Bio-Medica Laboratories Pvt. Ltd.,
[Signature]
Director.

Yubert
Director.

c) Bodies Corp.			-	0.00%			-	0.00%	0.00%
d) Any other			-	0.00%			-	0.00%	0.00%
Sub Total (A) (2)	-	-	-	0.00%	-	-	-	0.00%	0.00%
TOTAL (A)	-	100,000	100,000	100.00%	-	100,000	100,000	100.00%	0.00%
B. Public Shareholding									
1. Institutions									
a) Mutual Funds			-	0.00%			-	0.00%	0.00%
b) Banks / FI			-	0.00%			-	0.00%	0.00%
c) Central Govt			-	0.00%			-	0.00%	0.00%
d) State Govt(s)			-	0.00%			-	0.00%	0.00%
e) Venture Capital Funds			-	0.00%			-	0.00%	0.00%
f) Insurance Companies			-	0.00%			-	0.00%	0.00%
g) FIIs			-	0.00%			-	0.00%	0.00%
h) Foreign Venture Capital Funds			-	0.00%			-	0.00%	0.00%
i) Others (specify)			-	0.00%			-	0.00%	0.00%
Sub-total (B)(1)-	-	-	-	0.00%	-	-	-	0.00%	0.00%
2. Non-institutions									
a) Bodies Corp.									
i) Indian			-	0.00%			-	0.00%	0.00%
ii) Overseas			-	0.00%			-	0.00%	0.00%
b) Individuals									
i) Individual shareholders holding nominal share capital upto Rs. 1 lakh		-	-	0.00%			-	0.00%	0.00%
ii) Individual shareholders holding nominal share capital in excess of Rs 1 lakh			-	0.00%			-	0.00%	0.00%
c) Others (specify)									
Non Resident Indians			-	0.00%			-	0.00%	0.00%
Overseas Corporate Bodies			-	0.00%			-	0.00%	0.00%
Foreign Nationals			-	0.00%			-	0.00%	0.00%
Clearing Members			-	0.00%			-	0.00%	0.00%
Trusts			-	0.00%			-	0.00%	0.00%
Foreign Bodies - D R			-	0.00%			-	0.00%	0.00%
Sub-total (B)(2)-	-	-	-	0.00%	-	-	-	0.00%	0.00%
Total Public (B)	-	-	-	0.00%	-	-	-	0.00%	0.00%
C. Shares held by Custodian for GDRs & ADRs			-	0.00%				0.00%	0.00%
Grand Total (A+B+C)	-	100,000	100,000	100.00%	-	100,000	100,000	100.00%	0.00%

(B) Shareholding of Promoter

Sl	Shareholder's Name	Shareholding at the beginning of the year			Shareholding at the end of the year			% change in shareholding during the year
		No. of Shares	% of total Shares of the company	% of Shares Pledged / encumbered to total shares	No. of Shares	% of total Shares of the company	% of Shares Pledged / encumbered to total shares	

For Bio-Medica Laboratories Pvt. Ltd.,

[Signature]
Director.

1	PRADEEP MEHTA	50,000	50.00%		50,000	50.00%		0.00%
2	MUKESH MEHTA	50,000	50.00%		50,000	50.00%		0.00%
3			0.00%			0.00%		0.00%
4			0.00%			0.00%		0.00%

(iii) Change in Promoters' Shareholding (please specify, if there is no change)

SN	Particulars	Date	Reason	Shareholding at the beginning of the year		Cumulative Shareholding during the year	
				No. of shares	% of total shares	No. of shares	% of total shares
	At the beginning of the year			100,000	100.00%	100,000	100.00%
	Changes during the year		Treasury		0.00%	-	0.00%
					0.00%		0.00%
					0.00%		0.00%
	At the end of the year			100,000	100.00%	100,000	100.00%

(iv) Shareholding Pattern of top ten Shareholders

(Other than Directors, Promoters and Holders of GDRs and ADRs)

SN	For each of the Top 10 shareholders	Date	Reason	Shareholding at the beginning of the year		Cumulative Shareholding during the year	
				No. of shares	% of total shares	No. of shares	% of total shares
1	Name						
	At the beginning of the year				0.00%		0.00%
	Changes during the year				0.00%		0.00%
	At the end of the year				0.00%		0.00%
2	Name						
	At the beginning of the year				0.00%		0.00%
	Changes during the year				0.00%		0.00%
	At the end of the year				0.00%		0.00%

(v) Shareholding of Directors and Key Managerial Personnel:

SN	Shareholding of each Directors and each Key Managerial Personnel	Date	Reason	Shareholding at the beginning of the year		Cumulative Shareholding during the year	
				No. of shares	% of total shares	No. of shares	% of total shares
1	PRADEEP MEHTA						
	At the beginning of the year	4/1/2019		50,000	50.00%	50,000	50.00%
	Changes during the year				0.00%		0.00%
	At the end of the year	3/31/2020		50,000	50.00%	50,000	50.00%
2	MUKESH MEHTA						
	At the beginning of the year	4/1/2019		50,000	50.00%	50,000	50.00%
	Changes during the year				0.00%		0.00%
	At the end of the year	3/31/2020		50,000	50.00%	50,000	50.00%

V. INDEBTEDNESS

Indebtedness of the Company including interest outstanding/accrued but not due for payment.

(Amt. Rs. /)

Particulars	Secured Loans excluding deposits	Unsecured Loans	Deposits	Total Indebtedness
Indebtedness at the beginning of the financial year				
i) Principal Amount	449,423.00	15,295,613.00		15,745,036.00

For Bio-Medica Laboratories Pvt. Ltd.,

Mukesh
Director

For Bio-Medica Laboratories Pvt. Ltd.,

[Signature]
Director.

ii) Interest due but not paid		-		-
iii) Interest accrued but not due		-		-
Total (i+ii+iii)	449,423.00	15,295,613.00	-	15,745,036.00
Change in indebtedness during the financial year				
* Addition	17,233,277.00	7,995,264.00		25,228,561.00
* Reduction		-		-
Net Change	17,233,277.00	7,995,264.00	-	25,228,561.00
Indebtedness at the end of the financial year				
i) Principal Amount	17,562,700.00	23,290,897.00		40,973,597.00
ii) Interest due but not paid		-		-
iii) Interest accrued but not due		-		-
Total (i+ii+iii)	17,562,700.00	23,290,897.00	-	40,973,597.00

VI REMUNERATION OF DIRECTORS AND KEY MANAGERIAL PERSONNEL

A. Remuneration to Managing Director, Whole-time Directors and/or Manager

SN.	Particulars of Remuneration	Name of MD/WTD/ Manager		Total Amount (Rs/Lac)
		Name	Designation	
		Mukesh Mehta	Pradeep Mehta	
		Managing Director	Managing Director	
1	Gross salary			
	(a) Salary as per provisions contained in section 17(1) of the Income-tax Act, 1961	18.00	18.00	36.00
	(b) Value of perquisites u/s 17(2) Income-tax Act, 1961			-
	(c) Profits in lieu of salary under section 17(3) Income- tax Act, 1961			-
2	Stock Option			-
3	Sweat Equity			-
	Commission			-
4	- as % of profit			-
	- others, specify			-
5	Others, please specify - Bonus	1.50	1.50	3.00
	Total (A)	19.50	19.50	39.00
	Ceiling as per the Act			

B. Remuneration to other Directors

SN.	Particulars of Remuneration	Name of Directors		Total Amount (Rs/Lac)
1	Independent Directors			
	Fee for attending board committee			-
	Commission			-
	Others, please specify			-
	Total (1)	-	-	-
2	Other Non-Executive Directors			-
	Fee for attending board committee			-
	Commission			-
	Others, please specify			-
	Total (2)	-	-	-
	Total (B)=(1+2)	-	-	-
	Total Managerial Remuneration			39.00
	Overall Ceiling as per the Act			

C. Remuneration to Key Managerial Personnel other than MD/Manager/WTD

SN.	Particulars of Remuneration	Name of Key Managerial Personnel	Total
-----	-----------------------------	----------------------------------	-------

For Bio-Medica Laboratories Pvt. Ltd.,
Mukesh Mehta
Director.

For Bio-Medica Laboratories Pvt. Ltd.,

Director.

	Name				(Rs/Lac)
	Designation	CED	OFG	CS	
1	Gross salary				
	(a) Salary as per provisions contained in section 17(1) of the Income-tax Act, 1961				-
	(b) Value of perquisites u/s 17(2) Income-tax Act, 1961				-
	(c) Profit in lieu of salary under section 17(3) Income-tax Act, 1961				-
2	Stock Option				-
3	Sweat Equity				-
4	Commission				-
	- as % of profit				-
	- others, specify				-
5	Others, please specify				-
	Total				-


VII. PENALTIES / PUNISHMENT/ COMPOUNDING OF OFFENCES:

Type	Section of the Companies Act	Brief Description	Details of Penalty / Punishment/ Compounding fees imposed	Authority (RD / NCLT/ COURT)	Appeal made, if any (give Details)
A. COMPANY					
Penalty					
Punishment					
Compounding					
B. DIRECTORS					
Penalty					
Punishment					
Compounding					
C. OTHER OFFICERS IN DEFAULT					
Penalty					
Punishment					
Compounding					


Mukesh Mehta
Director
DIN: 03187420

Pradeep Mehta
Director
DIN: 07254802

For Bio-Medica Laboratories Pvt. Ltd.,


Director.

For Bio-Medica Laboratories Pvt. Ltd.,


Director.

BIO MEDICA LABORATORIES PRIVATE LIMITED

CIN: U24230MP2015PTC034576

Registered office:- PLOT-254, SECTOR-F, SANWER ROAD INDORE (M.P.) 452015

Details of Shareholders at A.G.M Held on 29.12.2020

TYPE OF SHARE : EQUITY

AMOUNT PER SHARE :10/-

S. NO	Name of shareholder	Father's Name/ Husband's Name	Address	No. Of Shares
1	Mukesh Mehta	Mr. Lokesh Mehta	64-65, SHAHID HEMU COLONY, BEHIND NEHRU DHARMSHALA, MAIDAN ROAD INDORE (M.P.) 452015	50000
2	Pradeep Mehta	Mr. Lokesh Mehta	64-65, SHAHID HEMU COLONY, BEHIND NEHRU DHARMSHALA, MAIDAN ROAD INDORE (M.P.) 452015	50000
			Total	1,00,000

For BIO MEDICA LABORATORIES PRIVATE LIMITED

For Bio-Medica Laboratories Pvt. Ltd.,

For Bio-Medica Laboratories Pvt. Ltd.,


Mukesh Mehta
Director
DIN: 03187420


Pradeep Mehta
Director
DIN: 07254802

Director.